

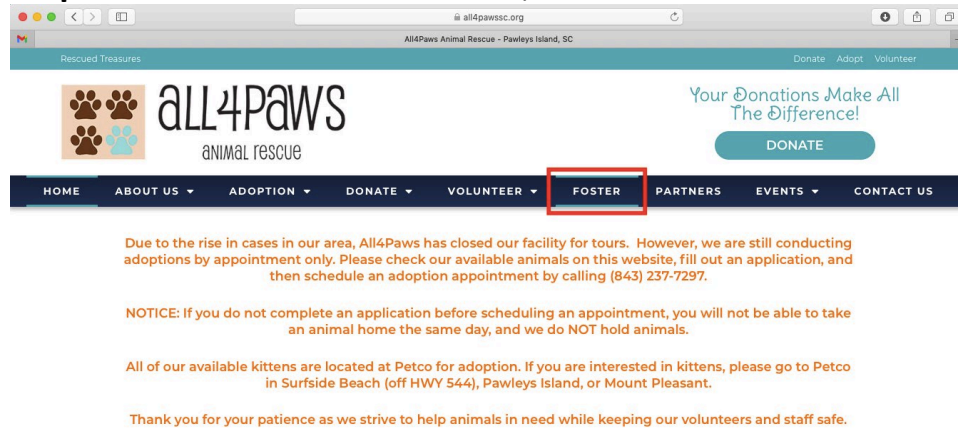
# How to Become a Foster Volunteer at All 4 Paws

December 2020

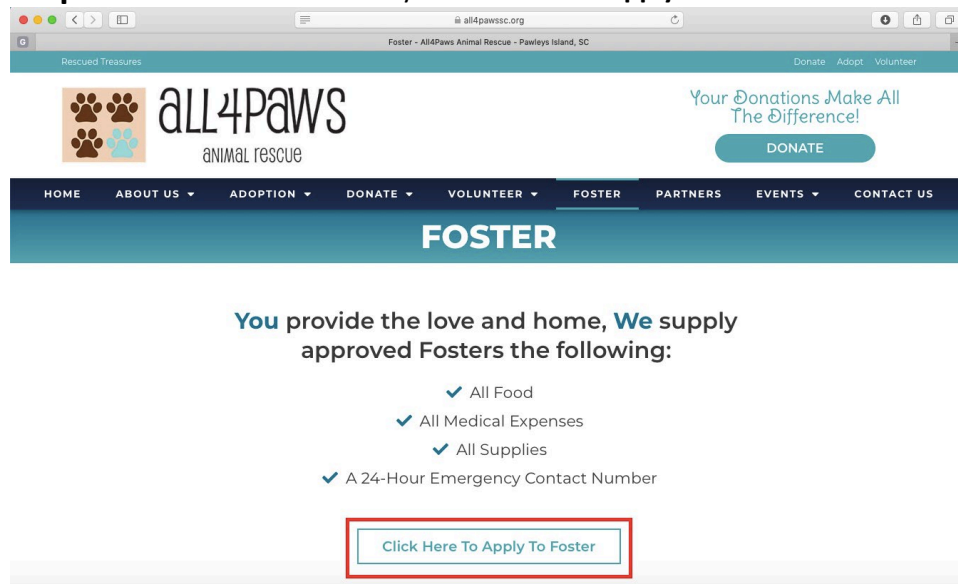
Thank you for your interest in fostering at All4Paws! Please follow this step-by-step guide to begin the application process.

**Step 1:** Go to <https://All4PawsSC.org>

**Step 2:** Choose the “Foster” tab at the top of our site.

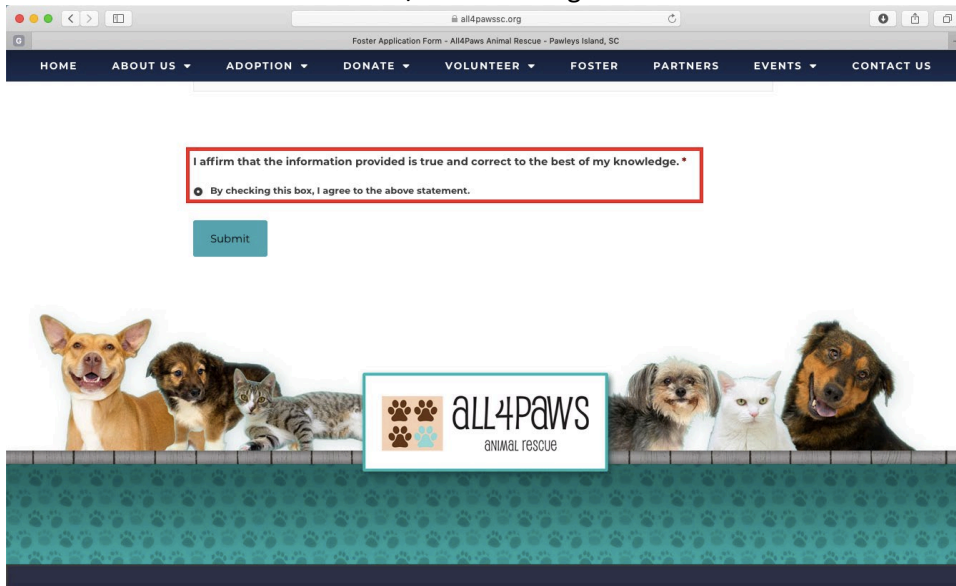


**Step 3:** Click the button that says “Click Here to Apply to Foster”




**Step 4:** Complete each question of the application as completely and accurately as possible. This will help us in pairing you with an available foster animal.

**Step 5:** Any individual wishing to volunteer must agree that the information provided in his/her application is true and correct to the best of his/her knowledge.



**Step 6:** Press “Submit”

**Step 7:** Once your application has been submitted, you will receive this message. Congratulations! You have officially applied up to become a foster volunteer at All4Paws. There’s just one more step to get the ball rolling!



**Step 8:** Call the office during business hours to set up an appointment with our Adoptions Coordinator. All4Paws’ business hours are 11-5pm Tuesday-Saturday. Call: 843-237-7297.

If you plan to foster a dog and you have a dog currently, it is recommended that you bring him/her with you to your appointment so that we may conduct a meet and greet with your potential foster dog.

end